



TABB LAKES NEWSLETTER

2017 THIRD QUARTER

VOLUME 14, ISSUE 3

AUGUST 2017

YOUR HOME'S CRAWL SPACE — KEITH EBERT

Do You Know What Lurks Below?

Recently, my wife and I decided to have new hardwood flooring installed in our kitchen, eating area, dining room, living room, hallway, bathroom, and pantry. During the old flooring removal process, the contractor showed us water supply leak damage that affected the floors in the bathroom and pantry. After hiring a plumbing company, they discovered two pinhole leaks in a vertical copper tubing inside the pantry wall and four pinhole leaks in a horizontal copper tubing in the crawl space under the downstairs bathroom. The damage to the bathroom floor was so extensive that the bathroom HVAC register and ducting fell down into the crawl space when the old flooring was removed.

We then hired a crawl space company to come to our house to give us an estimate to repair the problems down below. After the estimator entered the crawl space to take numerous pictures, he came inside our house to show us what he discovered during his inspection. Besides showing us the picture of the copper tubing that had the four leaks, he showed us pictures of sub-floor damage, joist damage, and termite damage to three joists. Needless to say, my wife and I were both shocked to see the condition of our crawl space.

(continued on page 2)

Inside this issue:

Your Home's Crawl Space (contin.)	2
Yard of the Month	2
Vacancies To Be Filled	2
Oh, Rats!	3
Yorktown Events	3
National Preparedness Month	4
Back to School Preparedness	4
Earthquake Preparedness	5
Stormwater & Hurricane Preparedness	5
Advertisements	6
ARC Request for Approval	7
Committees & Managers	8

Board of Directors

- President—Keith Ebert, 867-7133
- Vice President— Todd Rippy, 771-3665
- Members at Large—
Ron Maddox, 775-2866;
Bill Keplesky, 867-9219;
Dave West, 534-7442;
John Noble, 788-9399
- Secretary/Treasurer—
Charles Rossi, 867-8322



TABB LAKES HOMES
ASSOCIATION ANNUAL
MEETING
TUESDAY,
OCTOBER 24, 2017
7 P.M.

TABB LIBRARY CONF. ROOM

See related article about vacancies needing to be filled. WE NEED YOU!

(CONTIN. FROM PAGE 1) YOUR HOME'S CRAWL SPACE

We are in the process of firing our current termite company (and hiring another) because we are very disappointed with them. Once a year, per our contract with them, one of their representatives comes to our house and enters the crawl space to inspect for any termite activity. My wife and I feel

we should have been told of any water leaks under the house. The water leak damage to the subfloors and joists did not occur within the last year; we were told that the damage started more than nine years ago. I would recommend that you hire a company to come to your home and show you pic-

tures of your crawl space's current status. The company we hired did the inspection free of charge. It's better to find out what kind of shape your crawl space is in NOW before you put your house on the market. Bottomline: do you really know what lurks below in your crawl space?



CONGRATULATIONS!

June 2017
904 Tabb Lakes Drive
Orville and Vivian Calhoun

July 2017
118 Gardenville Drive
Frankie and Tammy Cottee

August 2017
201 Heath Place
Mickie and Curtis Austin

Thanks for all your hard work in making our neighborhood beautiful this summer!

VACANCIES TO BE FILLED IN OCTOBER

There are several vacancies that need to be filled in order to complete our Board of Directors and Committee Chairpersons and Managers. Please think about helping out your neighborhood by lending a hand!

⇒ Possibly two new Board members. At the annual meeting, these can be nominated and voted on. The particular office, i.e.


President, VP, etc, are elected by the Board themselves at their first meeting in November.

⇒ Three Committee Chairpersons/Managers: Neighborhood Watch, Beautification, and Activities. The chairperson of the Beautification Committee will be stepping down the end of 2017. The other two positions are vacant now.

**YOUR NEIGHBORHOOD
NEEDS
YOU!**



OH, RATS! - TODD RIPPY



Yes, it has been noticed that these guys are hang-

ing around our neighborhood. Recently, we have received reports of these critters hanging from bird feeders, tree limbs and even nesting in the motor area of a hot tub. There have also been reports of rats in attics of homes.

With colder weather coming, these critters will be looking

for places to stay warm – like your house. You may not realize it, but these rats have long thin bodies with fairly flexible bones. They tend to take every advantage of this ability to crawl into some pretty small places. Rats can be much more than an unwanted nuisance; they carry disease or can chew through wiring in your house.

We do not want to lay out the red carpet and offer these guys a reason to stay. Please

be on the lookout and do everything possible to let them know that they are not welcome guests in Tabb Lakes! If you would, consider removing bird feeders and any other source of food for squirrels, cats, and dogs from your yard. Also, take a walk around your house or sheds and seal any holes that might provide them an opportunity to set up homes for the winter!

YORKTOWN EVENTS FROM WWW.VISITYORKTOWN.ORG

MARKET DAYS AT THE RIVER

Saturdays, 8 AM-12 PM through Oct. 28

SPECIAL MARKET DAYS AT RIVERWALK LANDING

SEPT 9—PET DAY, 8 AM-12 PM

OCT. 14—FALL FESTIVAL 8 AM-3 PM

NOV. 11—HARVEST FESTIVAL, 9 AM-3 PM

NOV. 18—HOLIDAY OPEN HOUSE, 9 AM-3 PM

DEC. 9—HOLIDAY MARKET, 9 AM-3 PM

RHYTHMS ON THE RIVERWALK

CONCERT SERIES—Friday, Sept.

8-Oct. 6, 6:30-8:30 PM. Free.

Riverwalk Landing.

YORKTOWN ART STROLL—

Sunday, Sept. 24, 11 AM-6

PM. Free, Riverwalk Landing

NEWLY RENOVATED VICTORY CENTER IS NOW AMERICAN REVOLUTION MUSEUM AT YORKTOWN. Great exhibits inside and re-enactments outside. Free to

York County residents who can prove they live in York County.

YORKTOWN WINE FESTIVAL—

Saturday, Oct. 7, 12-6 PM. \$30 advance/\$35 at door, Riverwalk Landing Boat Shed

YORKTOWN VICTORY CELEBRATION—Sat. & Sun., Oct. 14-

15, 9 AM-5 PM. Military life and artillery firings mark the 236th anniversary of America's momentous Revolutionary War victory at Yorktown on October 19, 1781. Commemorative events take place in historic Yorktown and Yorktown Battlefield.



RE-ENACTMENT PLAY OF THE YORK

TOWN TEA PARTY OF 1774—Sun.,

Oct. 15, 12:45 PM. Performance by the Fifes and Drums of York Town playing from 11:15-11:45 PM. Free. Riverwalk Landing

YORKTOWN DAY—

Thurs. Oct. 19, 9 AM-5 PM, Ceremonies, a parade, Fifes and Drums performances, and special programs commemorate the

236th anniversary of America's momentous Revolutionary War victory at Yorktown. Free. Yorktown Battlefield



YORK RIVER MARITIME HERITAGE FESTIVAL—

OCT. 14-15, SAT. 10 AM-5 PM; SUN. 12-5 PM. Two days of family fun with re-enactors,

sea shanties and maritime music, displays, vendors, maritime crafts, boat building, and more. Free. Watermen's Museum.

While in Historic Yorktown, walk down Main Street and read the placards at the historical sites. Drop in to shop at two galleries/shops right on Main Street. Info desk and indoor restrooms are in The Gallery at York Hall by the Post Office. Then go "down the hill" to visit more shops and restaurants.

NATIONAL PREPAREDNESS MONTH – LOU LAFREYAYE



“Disasters Don’t Plan Ahead. You Can.”

September is National Preparedness Month (NPM). This year’s themes focus on the NPM goal to increase the overall number of individuals, families, and communities that engage in preparedness actions at home, work, business, school, and places of worship

Here are some tips to help kick off your planning for the month of September.

For more information, go to <https://www.ready.gov/september> or <https://www.ready.gov/>

2017 Weekly Themes

Week 1: September 1-9	Make a Plan for Yourself, Family and Friends
Week 2: September 10-16	Plan to Help Your Neighbor and Community
Week 3: September 17-23	Practice and Build Out Your Plans
Week 4: September 24-30	Get Involved! Be a part of Something Larger

THE ABC’S OF BACK TO SCHOOL PREPAREDNESS



With school bells ringing across the Na-

tion, it is time for parents and guardians to get familiar with the emergency plan at your child’s school or day-care.

Much like individuals and families, schools and day-care providers should all have site-specific emergency plans. If you are a parent or guardian, it is important to make sure your child’s school or daycare has a plan to ensure his or her safety during an emergency.

[The Centers for Disease Control and Prevention](http://www.cdc.gov) (CDC) outline steps as easy as ABC

to keep your child safe at school or daycare:

- **A**sk how you will reunite with your child in an emergency or evacuation.
- **B**ring extra medication, special foods, or supplies that your child might need.
- **C**omplete a [backpack contact information card](#). Download a copy at <https://www.cdc.gov/phpr/rea>

[dywrigley/documents/backpack_emergency_card.pdf](#)

If your child has an access or functional need, be sure to meet with a school official to discuss plans for how the school will provide for his or her safety. For more information about emergency preparedness for parents, educators, and kids, visit www.ready.gov/kids.

Cut Here Fold Here

BACKPACK EMERGENCY CARD	
<p>Child's Name: _____</p> <p>Date of Birth: _____</p> <p>Home Phone: _____ Cell Phone: _____</p> <p>School Name: _____</p> <p>School Phone Number: _____</p> <p>Special needs, medical conditions, allergies, important information: _____</p>	<p>Parent/Guardian/Caregiver</p> <p>Name: _____ E-mail: _____</p> <p>Cell Phone: _____ Alternate Phone: _____</p> <p>Text Okay: Yes <input type="checkbox"/> No <input type="checkbox"/> Employer: _____</p> <p>Name: _____ E-mail: _____</p> <p>Cell Phone: _____ Alternate Phone: _____</p> <p>Text Okay: Yes <input type="checkbox"/> No <input type="checkbox"/> Employer: _____</p> <p>Out of Town Contact</p> <p>Name: _____ E-mail: _____</p> <p>Cell Phone: _____ Alternate Phone: _____</p>
DIAL 911 FOR EMERGENCIES	DIAL 911 FOR EMERGENCIES

(CONTIN. FROM PG 4) NATIONAL PREPAREDNESS MONTH

EARTHQUAKE PREPAREDNESS

Thursday, August 24, 2017, marked the sixth anniversary of the 2011 East Coast earthquake. While earthquakes may be more prevalent in some areas than others, they can happen anywhere and are unpredictable.

Taking steps ahead of time to protect yourself and your family in the event of an earthquake is vital in reducing injuries and loss of life. The vast majority of injuries during an earthquake occur because of flying glass and falling objects. Stay safe with these tips from “Prepareathon’s How to Prepare for an Earthquake” guide. You can download the guide at



<https://www.fema.gov/media-library/assets/documents/98056>

- ⇒ Prepare your home for an earthquake by securing all items that could fall and cause injuries (e.g. bookshelves, mirrors, light fixtures).
- ⇒ Practice how to Drop, Cover, and Hold On under a desk or table. Watch the “When the Earth Shakes” video at <https://www.fema.gov/media-library/assets/videos/98767>

for more information on what to do if an earthquake happens while you are inside, outside, or driving.

- ⇒ Plan how you will communicate with family members by making a family emergency communication plan.
- ⇒ When the shaking stops, look around. If there is a clear path to safety, leave the building and go to an open space away from any damage.

For more tips on earthquake preparedness, visit www.ready.gov/earthquakes.

STORMWATER AND HURRICANE SEASON PREPAREDNESS

As we enter into the peak period of hurricane season (Sept-Oct), we ask everyone to help minimize any flooding situation in the neighborhood by keeping your property cleared of yard waste, leaves, branches, and debris and to secure any items that can float or blow away into our lakes.

During a major rain event, our lakes can rapidly fill up and potentially cause a flooding situation to homes if the outflow pipes and emergency spillway are blocked by debris. During one storm in 2006, our lakes rose 54" above normal level due to the amount of rain

we received.

To help prevent any blockage of our outflow area, we ask homeowners to keep your drainage ditches and swales clear of cut grass, leaves, branches, and debris. Check both in front and behind your homes. As an example, homes between Leslie Lane and Bridgewood Dr. have a swale in their back yard that drains into two grates. Several homes on the outer boundaries of Tabb Lakes have drainage ditches or swales behind their homes that should be checked. Homeowners who



live on the lake should properly secure any boats, outdoor chairs and tables that are near the lakes. Prior to a major storm, remove anything that can float away and secure it up near your home. That includes logs and firewood that can be carried away by rising lake levels and block up our drainage pipes.

The best way to minimize flooding is to make sure our drainage system is working at full capacity. Your assistance and diligence can help keep it that way.

These advertisements are not an endorsement by the Tabb Lakes Homes Association.

Geriatric Care Advisors, LLC



Donna L. O'Hara
*Certified Geriatric Care Manager
 Elder Care Coordinator*
 100 Heath Place
 Yorktown, VA 23693
 Tel: (757) 344-7812
 Geriatriccareadvisors.com
 dohara@geriatriccareadvisors.com



Royall Painting & Repair

Free Estimates

Interior / Exterior
 Reconstructive Carpentry
 Pressure Washing
 Decks Stained / Sealed

Ed Tyler

(757) 897-1082 (Cell)




The Tidal Waves Square Dance Club invites you to

LEARN TO SQUARE DANCE

Palmer Elementary School
 100 Palmer Lane, Newport News

Classes Begin Soon!

867-6721 G.T. RICHARDSON



Honey-do List!

- Install Screen Door
- Fix Leak In Sink
- Install New Fence
- Build Deck

Do It THIS WEEK!
 Better Call Done Right Home Repair!

DONE RIGHT HOME REPAIR

Get Your Honey-Do List Done Now and DONE RIGHT!
 Call Greg Moxley
 291-7843

FULLY INSURED
 License #2705116904



Robert's Roofing & Home Improvement

Roofing • Decks • Painting
 Trim • Siding • Remodeling

ROBERT PHAUP
 867-8300
 Cell Ph. 570-4643

Over 25 Years Experience
 Licensed - Insured - Guaranteed



Hanson Tree Care

Tree Removal * Pruning * Storm Damage

Licensed/Insured/Free Estimates

ISA Certified Arborist
 Dan Hanson - Owner

757-784-0723 hansontreecare@cox.net



Stellar Exposures

Photography by Amanda MacDiarmid

757-477-3852
<http://stellarexposures.com/>
 find us on Facebook!

If you would like to advertise here, please refer to the policies and forms on our web site: www.tabblakes.org.

Your ad could have been here!

**Tabb Lakes Homes Association
P.O. Box 8088, Tabb, Virginia 23693**

Architectural Review Committee (ARC) Request for Approval

Name: _____ Date of request: _____

Address: _____ Email: _____

Telephone: _____ Alt Telephone: _____

Type of modification: (deck, patio, outbuilding, addition, fence, etc.)

Plans and specifications: Please attach a copy of plat with a sketch of proposed modification. Show approximate shape & measurements. List colors and materials to be used if needed for approval.

I have provided an accurate representation of the planned modification. I have contacted my immediate neighbors to inform them of my proposed project. I will notify the ARC of any changes that need to be made which would affect their approval prior to resuming work on the project.

Homeowner's Signature: _____ Date: _____

Homeowner check list:

- County permits: 890-3522
- Call Miss Utility before digging, to locate underground utilities: 1-800-552-7001
- York County Code 24.1-280, General Requirements for Home Occupations

To Submit:

- E-mail form to Cox & Lee Management for minimum turnaround time: coxleemgt@gmail.com.
- Mail form to the following address:

**TLHA ARC Committee
c/o Cox & Lee Management
5007-C Victory Blvd. #141
Yorktown, VA 23693**

NOTE: This form can be downloaded from our webpage: www.tabblakes.org/arc.php

Questions: Call Cox & Lee Management, 757-593-6088

Committee Action

Date of receipt: _____

- ____ Approved as submitted
- ____ Approved subject to modifications as required by covenants
- ____ Disapproved for reason listed on reverse side

Architectural Review Committee or Cox & Lee Management representative signature and date:

TABB LAKES HOMES ASSOCIATION

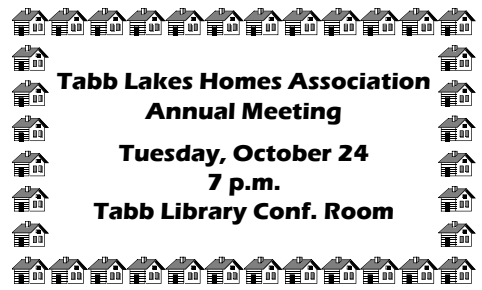
P.O. Box 8088
Yorktown, VA 23693

PRSR STD
U.S. POSTAGE
PAID
NORFOLK, VA
PERMIT NO. 196

<http://www.tabblakes.org>
We are also on Facebook!



Reminder:
Walk facing traffic;
Ride bicycles with flow of
traffic.



Tabb Lakes Homes Association
Annual Meeting
Tuesday, October 24
7 p.m.
Tabb Library Conf. Room

COMMITTEE CHAIRPERSONS AND MANAGERS

COMMITTEE/MANAGER	CHAIR	TELEPHONE	E-MAIL
Activities Committee	VACANT		
Architectural Review Manager	Cox & Lee Management	593-6088	coxleemgt@gmail.com
Beautification Committee	Terri Berubi		beauty@tabblakes.org
Emergency Response Committee	Lou Lafrenaye	867-8333	tlert@tabblakes.org
Grounds Maintenance Manager	Cox & Lee Management	593-6088	coxleemgt@gmail.com
Lake Maintenance (Lake 1) Manager	John Noble	788-9399	lakemaint1@tabblakes.org
Lake Maintenance (Lake 2) Manager	Bill Keplesky	867-9219	lakemaint2@tabblakes.org
Neighborhood Watch Committee	VACANT		
Newsletter Editor/Manager	Shirley Flanagan	876-1156	newsletter@tabblakes.org
Stormwater Committee	Lou Lafrenaye	867-8333	tlert@tabblakes.org
Web-Site Manager	Clint Flanagan	876-1155	webmaster@tabblakes.org
Welcome Committee	Keith Ebert	867-7133	welcome@tabblakes.org