



TABB LAKES NEWSLETTER

2016 SECOND QUARTER

VOLUME 13, ISSUE 2

APRIL 2016

USING LAKE WATER — BOB SPELL

Almost every year in the early spring, water in our lakes becomes unsuited for watering our lawns and flowers. Why? The water is treated with chemicals to control undesirable aquatic weeds. In the spring the chemicals are stronger, because the aquatic weeds present at that time are more difficult to kill. In prior years, the chemicals needed to do the job did not dissipate quickly. Now, the chemicals available to control highly resistant aquatic weeds do the job more quickly and dissipates more quickly. This improved situation allows our lake water treatment contractor, Solitude Lake Management, to agree to limit to the month of May the period of the moratorium on using the lake water for irrigation. To restate the new normal: During May of every year, the Tabb Lakes residents who use the lake water for irrigation are advised to refrain from using it.

Inside this issue:

Mosquitoes	2
Veteran ID Cards	2
Preparing for Tornadoes	3-4
Summer Neighborhood Festival	4
Winter Weather Safety	4
Yard of the Month Guidelines	5
New Collections Policy	5
Advertisements	6
ARC Request for Approval	7
Committees & Managers	8

2016 ANNUAL TABB LAKES YARD SALE



SATURDAY, MAY 14
8 A.M.—NOON
(OR WHENEVER YOU WANT TO SHUT DOWN!)

Board of Directors



- President—Bob Spell, 509-0009 (cell)
- Vice President— Keith Ebert, 867-7133
- Members at Large—
Ron Maddox, 775-2866;
Dave West, 534-7442;
Pete Peters, 830-832-0655
- Secretary/Treasurer—
Charles Rossi, 867-8322



MOSQUITO ZEEK-AH NEW HOME – DAVE WEST


With the hot Virginia summer upon us, after a warmer than normal winter, we can look forward to a higher than normal bug population. With the Zika virus in the news, we need to be concerned. How can the residents of Tabb Lakes lower that mosquito population? [Get rid of the standing water.](#) This peninsula we live on was originally a series of swamps filled with many delightful creatures. York County has now become a series of neighborhoods with many new interesting creatures. This has created new places for mosquitos to breed. But wait, doesn't York County and the Commonwealth of Virginia spray for mosquitos? Yes, but that program does have some limits.


Facts about mosquitos:


-  Virginia has 56 different documented species.
-  Can develop from egg to





adult is as little as five days

 Females of many common species can lay 100-200 eggs, resulting one breeding pair producing thousands of new eggs.

 Some species drop their eggs near water (not in the water) so they can begin development with the warm spring rains.

 Eggs need standing water to develop in. (So our lakes have provided some measure of prevention with bubblers and fountains)

 Fly up to four hours continuously, traveling as far as 7 miles.

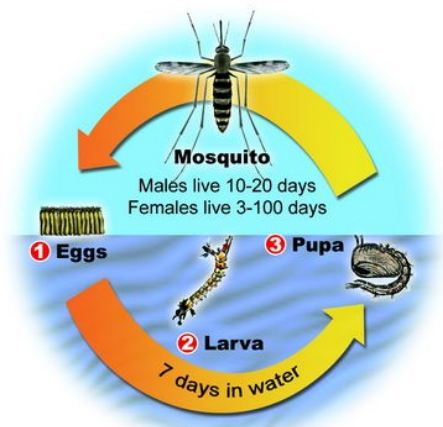
 Go for the nearest preferred food source (us) near to where they develop from egg to adult.

Here's what YOU can do:

1. Keep buckets, cans and toys drained of standing

water.

2. Change the water for pets daily.
3. NOW the big one: Get rid of the puddles underneath driveways. Filling ditches for easier mowing has created mosquito maternity wards. Please clear the grass and dirt out of your ditches for proper drainage and the sake of everyone's health.



Veteran ID cards for those who served

Nearly 7,000 Virginia retailers offer veterans discounts and other benefits. For \$10, your Virginia Veterans ID card is a convenient way to show proof of your veteran status so you can reap the rewards.

Apply for your Virginia Veterans ID card through these DMV service outlets:

- DMV customer service centers
- DMV 2 Go mobile offices
- www.dmvNOW.com
- U.S. mail: P.O. Box 27412, Richmond, VA 23269-0001
- Fax: (804) 367-1112

You must have a valid Virginia driver's license or identification card. You will also need a copy of your DD 214, DD 256, or WD AGO document indicating any discharge status other than dishonorable.

Virginia Veterans ID cards never expire. You will receive your new Virginia Veterans ID card in the mail within a week.

For more information about veterans benefits visit www.virginiaforveterans.com.

A partnership of the DMV and Department of Veterans. If you have questions and would like to speak to someone local, please call John "Ski" Przybylski, 757-867-9628.

PREPARE FOR NATURE'S MOST VIOLENT STORMS — LOU LAFREYAYE

On March 22, the State of Virginia held a statewide Tornado Drill as a means to increase awareness and set the stage for organizations to conduct training. Your business or school may have participated or you may have gotten a test message through the ReadyVirginia app on your phone, or on your NOAA weather radio. If you missed the opportunity to participate, then the information below from the Virginia Department of Emergency Management (VDEM) will help you prepare your family in the event of a tornado.



When it comes to tornadoes, there's no such thing as a "tornado season." Tornadoes can strike anywhere, anytime. You and your family need to know what to do. Tornadoes are nature's most violent storms. They can appear suddenly without warning and can be invisible until dust and debris are picked up or a funnel cloud appears. Be prepared to act quickly.

Know the Signs:

- ◇ Strong, persistent rotation in the base of a cloud
- ◇ Whirling dust or debris on the ground under a cloud base; tornadoes sometimes have no visible funnel.

- ◇ Hail or heavy rain followed by dead calm or a fast, intense wind shift; many tornadoes, especially in Virginia, are wrapped in heavy precipitation and can't be seen.
- ◇ Loud, continuous roar or rumble, which doesn't fade in a few seconds like thunder does
- ◇ If it's night, look for small, bright, blue-green to white flashes at ground level (as opposed to silvery lightning up in the clouds). These lights are power lines being snapped by very strong wind, perhaps a tornado.
- ◇ Persistent lowering of the cloud base.

Watches and Warnings:

Learn the terms that are used to identify a tornado.

- ⇒ *Tornado Watch:* A tornado is possible in your area. You should monitor weather-alert radios and local radio and TV stations for information.
- ⇒ *Tornado Warning:* A tornado has been sighted in the area or has been indicated by National Weather Service Doppler radar. **When a warning is issued, take cover immediately.**

Preparing for Tornadoes:

BEFORE:

1. Get a NOAA Weather Radio with warning alarm tone and battery backup to get information directly from the National Weather Service. This is the quickest way to learn that a tornado is heading your way. Many models are available.
2. Know what tornado watch and tornado warning mean.
3. Determine in advance where you will take cover in case of a tornado warning. Keep this safe location uncluttered.
4. Storm cellars or basements provide the best protection.
5. If underground shelter is not available, go into a windowless interior room, closet or hallway on the lowest floor possible.
6. Stay away from windows, doors and outside walls. Go to the center of the room. Stay away from corners because they attract debris.
7. If you are in a high-rise building, you may not have enough time to go to the lowest floor. Pick a place in a hallway in the center of the building.
8. A vehicle, trailer, or mobile home does not provide good protection. Plan to go quickly to a building

(contin. on page 4)

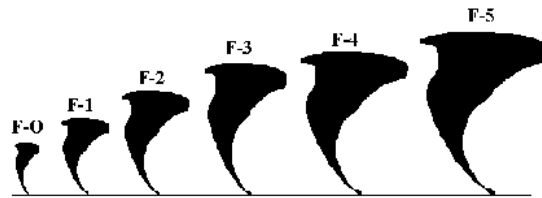
(CONTINUED FROM PAGE 3) PREPARING FOR...STORMS

with a strong foundation, if possible.

9. Get a kit of emergency supplies. Store it in your shelter location.
10. Practice tornado drills with your family at least once a year (along with fire drills!!).

DURING:

1. When a tornado watch is issued, stay tuned to local radio, TV, and NOAA weather radio for further information and possible warnings. Be prepared to take cover.
2. When a tornado warning is issued, take cover in your safe location immediately or on the lowest level of the nearest substantial building. Protect your body from flying debris with a heavy blanket, pillows, sofa cushions, or mattress.
3. If you can't get to your safe location or the lowest level of a substantial building:
 - a. Open buildings (shopping mall, gym or civic center): Try to get into a restroom or inte-



rior hallway. If there is no time, get up against something that will support or deflect falling debris. Protect your head by covering it with your arms.

- b. Cars and trucks: Get out of your vehicle and try to find shelter inside a sturdy building. A culvert or ditch can provide shelter if a substantial building is not nearby. Lie down flat and cover your head with your hands. Do not get under an overpass or bridge. You are safer in a low, flat location.
- c. Outdoors. Try to find shelter immediately in the nearest substantial building. If no buildings are close, lie down flat in a ditch or depression and cover your head

with your hands.

- d. Mobile homes: Do not stay in mobile homes. Leave immediately and seek shelter inside a nearby sturdy building, or lie down in a ditch away from your home, covering your head with your hands. Mobile homes are extremely unsafe during tornadoes.
4. Stay in your safe location until the danger has passed.

AFTER:

1. Stay out of damaged buildings and stay clear of downed power lines.
2. Help injured or trapped people. Check on those who might need special assistance, such as the elderly, children, and people with disabilities.

For more information on how to prepare for tornadoes, go to the VDEM web site at <http://www.vaemergency.gov/readyvirginia/stayinformed/tornadoes>

SUMMER NEIGHBORHOOD FESTIVAL—AUGUST 27

A Summer Neighborhood Festival will take place on August 27, 2016 in the Tabb Library Parking Lot. The Festival is organized by four Neighborhood Home Owners Associations. Listed are some of the activities that will occur during the festival: YMCA activities, Fire Safety, Crime Prevention, Neighborhood Safety, Beautification Tips, York County Tourism Information, and kid activities. Hours: 1-5 PM

YARD OF THE MONTH PROGRAM GUIDELINES – DENISE BERTELLI

Contest Guidelines:

- All residential properties within the homeowner association limits are automatically eligible. However, if the property of one of the judges of the contest is nominated, that judge cannot vote for his/her property.
- Award winners are selected based on the recommended judging criteria listed below.
- Key criteria include manicured yard, beautification, originality and creativity.
- The upkeep of the yard can reflect the efforts of the residents themselves or that of a professional landscaper or groundskeeper.
- An award duration term lasts a single calendar month, and runs from the first day to the last day of that same month.
- The same property cannot receive more than one award in a 12-month calendar period. At least 12 months must elapse between awards for the same yard.
- Recipients receiving awards in the beginning of the month shall surrender their award at the end of that same month.
- While an individual's home is being recognized as "Yard of the Month," they are expected to maintain their yard in the same manner that allowed them to win the title.

RECOMMENDED JUDGING

CRITERIA :

While lack of strict adherence to



the criteria below does not necessarily disqualify, these principles offer general guidelines that will be recognized by the Tabb Lakes Yard of the Month program. Factors include the overall appearance, tidiness and neatness of the front of the property as evidenced by pruned, trimmed, and shaped foliage, edged and defined lawns, borders & flower beds, and a visually appealing facade.

LAWN: Grass should be healthy with no bare spots or excessive weeds. Grass shall be mowed and edged, and trimmed around foundations and fences. Debris (garbage, pet feces, etc.) shall be picked up and removed. A unified, simple and balanced landscape design with a neat and natural appearance is preferred.

LANDSCAPE & FLOWER BEDS:

Beds shall be weeded and edged, flowers must be deadheaded and dead plants removed, trees and shrubs pruned, natural areas cleaned. Beautification efforts should include new flowers, new trees, and new shrubs, etc., with plantings in scale with the surroundings and limited to a few types of plants rather than enough to confuse the eye.

WALKWAYS & DRIVEWAYS: Walkways and driveways shall be clean (including trash containers or yard products removed from view). The area in front of the curb must be free from debris and dirt. The appearance after dusk including accent lighting, safety lighting, visible interior lighting, etc.

AESTHETICS: The overall look of landscaping (formal versus informal, use of color and textures, garden art) is important. The front entryway should be inviting, with original and creative touches to show personality (hanging baskets, pots, yard art, bird feeders, etc.)

The Tabb Lakes Board Members and Beautiful Committee are dedicated to improving the quality of living and appearance of our community. We encourage residents to take pride in their homes and neighborhood. In turn, we look to celebrate those who do a superior job in maintaining their yards in such a way that they enhance the overall curb appeal of the entire community.

Tabb Lakes Board Members and/or the Beautification Committee will choose the yard of the month. Remember...Nomination are welcomed and highly encouraged. To nominate your favorite yard just email beauty@tabblakes.org.

******NOTE: There is a new Collections Policy on the web concerning collecting assessments and other charges. Please go to our website: www.tabblakes.org and click on "Collections Policy" on the left side.**

These advertisements are not an endorsement by the Tabb Lakes Homes Association.



**Management
Is Our Only
Business**

www.leepromgt.com

Lee
PROPERTY MANAGEMENT

Let your home work for you.
Don't Sell It - Rent It!

Specializing in managing upscale, single-family homes and townhomes on the Peninsula.

Not the right time to sell? Might return to the area? Want a handsome return on your investment?

Call for a free, no obligation rental analysis. We have over ten years of experience turning homes into secure, profitable investments.

Carol Miller, Principal Broker Office: 757-886-3022
Cell: 757-303-0323 Email: lpm@leepromgt.com

128 Rockmor Ln, Yorktown, VA 23693
104 Industry Dr Ste 211, Yorktown, VA 23693

Royall Painting & Repair Free Estimates

Interior / Exterior
Reconstructive Carpentry
Pressure Washing
Decks Stained / Sealed

Ed Tyler
(757) 867-6615 (Office)
(757) 897-1082 (Cell)



Honey-do List!

- Install Screen Door
- Fix Leak In Sink
- Install New Fence
- Build Deck

Do It THIS WEEK!
Better Call Done Right Home Repair!

DONE RIGHT HOME REPAIR

Get Your Honey-Do List Done Now and DONE RIGHT!
Call Greg Moxley
291-7843

FULLY INSURED
License #2705116904

MID-ATLANTIC RESIDENTIAL

Your Trusted Real Estate Professional Is Just Around The Corner

If you're in the market to buy or sell your home, it's important to have a capable advocate in your corner to help you navigate through the real estate process.

Call Today For Your Personal Consultation

757-327-0668

Mid-Atlantic Residential Celebrates 40 Years of Serving Our Local Community

Sharon Evans, Managing Broker/Realtor®
sevans@midatlanticresidential.com




110 Mid-Atlantic Place Yorktown, VA 23693
www.midatlanticresidential.com

Robert's Roofing & Home Improvement

Roofing • Decks • Painting
Trim • Siding • Remodeling

ROBERT PHAUP
867-8300
Cell Ph. 570-4643

Over 25 Years Experience
Licensed - Insured - Guaranteed

Hanson Tree Care

Tree Removal * Pruning * Storm Damage

Licensed/Insured/Free Estimates
ISA Certified Arborist
Dan Hanson - Owner

757-784-0723 hansontreecare@cox.net




Denise Bertelli
Associate Broker
Licensed in Virginia & North Carolina

Direct: 757-478-8847
Office: 757-333-6771
dbertelli@rmxultra.com

RE/MAX ULTRA
870 Greenbrier Cir, Ste 110
Chesapeake, VA 23320

EACH OFFICE INDEPENDENTLY OWNED AND OPERATED.

WWW.RMXULTRA.COM



Stellar Exposures

Photography by Amanda MacDiarmid

757-477-3852
<http://stellarexposures.com/>
find us on Facebook!

**Tabb Lakes Homes Association
P.O. Box 8088, Tabb, Virginia 23693
Architectural Review Committee (ARC) Request for Approval**

Name: _____ Date of request: _____

Address: _____ Email: _____

Telephone: _____ Alt Telephone: _____

Type of modification: (deck, patio, outbuilding, addition, fence, etc.)

Plans and specifications: Please attach a copy of plat with a sketch of proposed modification. Show approximate shape & measurements. List colors and materials to be used if needed for approval.

I have provided an accurate representation of the planned modification. I have contacted my immediate neighbors to inform them of my proposed project. I will notify the ARC of any changes that need to be made which would affect their approval prior to resuming work on the project.

Homeowner's Signature: _____ Date: _____

Homeowner check list:

- County permits: 890-3522
- Call Miss Utility before digging, to locate underground utilities: 1-800-552-7001

To Submit:

- **E-mail form to Cox & Lee Management for minimum turnaround time: coxleemgt@gmail.com.**
- **Mail form to the following address:**
TLHA ARC Committee
c/o Cox & Lee Management, Inc.
5007-C Victory Blvd. #141
Yorktown, VA 23693

NOTE: This form can be downloaded from our webpage: www.tabblakes.org/arc.php

Questions: Call Cox & Lee Management, 757-593-6088

Committee Action _____ **Date of receipt:** _____

- ____ Approved as submitted
- ____ Approved subject to modifications as required by covenants
- ____ Disapproved for reason listed on reverse side

Architectural Review Committee or Cox & Lee Management representative signature and date:

TABB LAKES HOMES ASSOCIATION

P.O. Box 8088
Yorktown, VA 23693

PRSRT STD
U.S. POSTAGE
PAID
NORFOLK, VA
PERMIT NO. 196

<http://www.tabblakes.org>
We are also on Facebook!



ANNUAL TABB LAKES YARD SALE
SATURDAY, MAY 14
8 A.M.— NOON

Please do NOT
feed the geese.



COMMITTEE CHAIRPERSONS AND MANAGERS

COMMITTEE/MANAGER	CHAIR	TELEPHONE	E-MAIL
Architectural Review Manager	Cox & Lee Management	593-6088	coxleemgt@gmail.com
Beautification Committee	Denise Bertelli	478-8847	beauty@tabblakes.org
Emergency Response Committee	Lou Lafrenaye	867-8333	tlert@tabblakes.org
Grounds Maintenance Manager	Dave West	534-7442	memberatlarge3@tabblakes.org
Lake Maintenance (Lake 1) Manager	Bob Spell	867-8184	\lkmgt1@tabblakes.org
Lake Maintenance (Lake 2) Manager	Bill Keplesky	867-9219	lakemaint2@tabblakes.org
Neighborhood Watch Committee	Vacant		
Newsletter Editor/Manager	Shirley Flanagan	876-1156	newsletter@tabblakes.org
Stormwater Committee	Lou Lafrenaye	867-8333	tlert@tabblakes.org
Web-Site Manager	Clint Flanagan	876-1155	webmaster@tabblakes.org
Welcome Committee	Keith Ebert	867-7133	welcome@tabblakes.org