



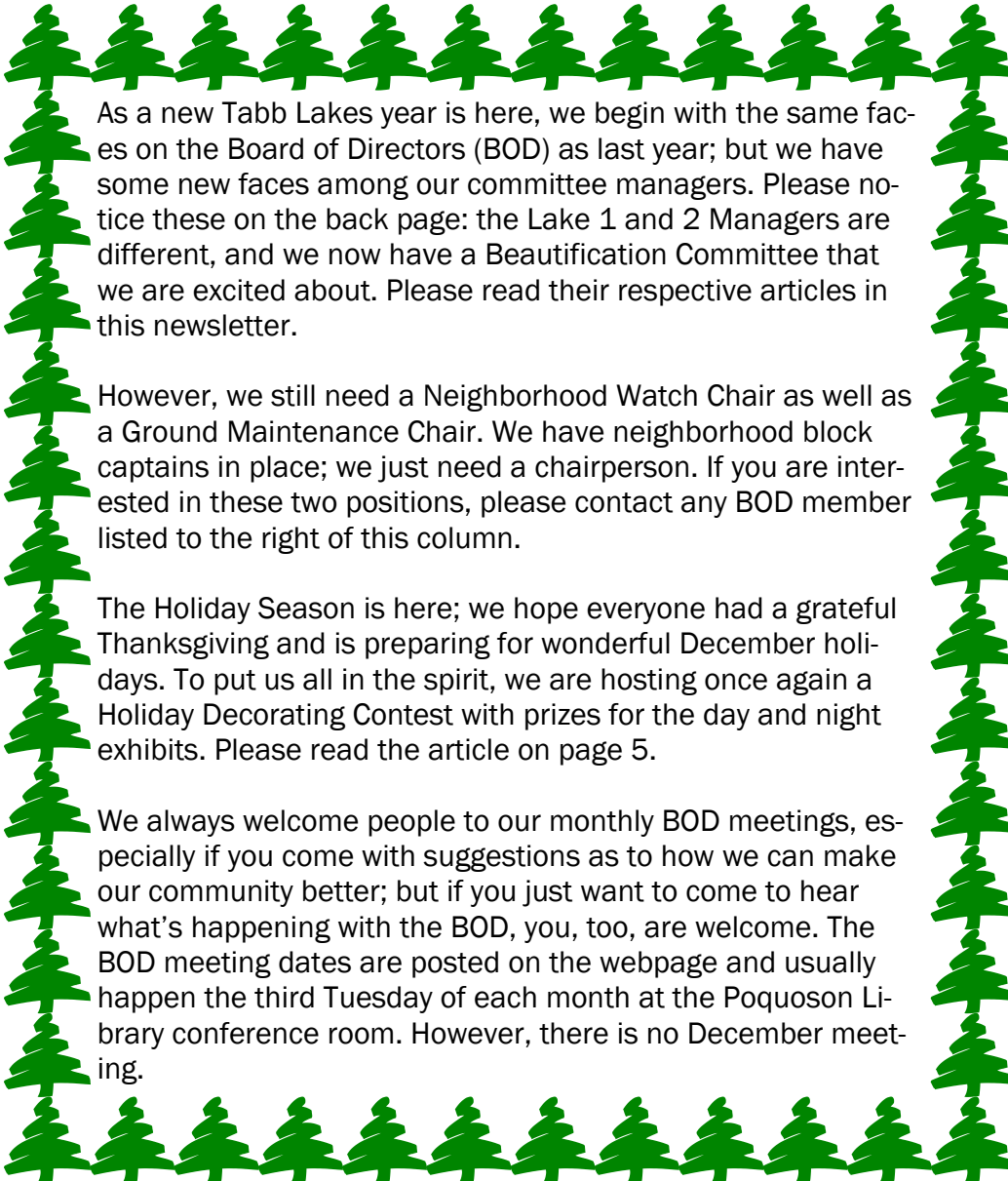
# TABB LAKES NEWSLETTER



VOLUME 12, ISSUE 4

NOVEMBER 2015

## NEWS FROM THE BOARD OF DIRECTORS



As a new Tabb Lakes year is here, we begin with the same faces on the Board of Directors (BOD) as last year; but we have some new faces among our committee managers. Please notice these on the back page: the Lake 1 and 2 Managers are different, and we now have a Beautification Committee that we are excited about. Please read their respective articles in this newsletter.

However, we still need a Neighborhood Watch Chair as well as a Ground Maintenance Chair. We have neighborhood block captains in place; we just need a chairperson. If you are interested in these two positions, please contact any BOD member listed to the right of this column.

The Holiday Season is here; we hope everyone had a grateful Thanksgiving and is preparing for wonderful December holidays. To put us all in the spirit, we are hosting once again a Holiday Decorating Contest with prizes for the day and night exhibits. Please read the article on page 5.

We always welcome people to our monthly BOD meetings, especially if you come with suggestions as to how we can make our community better; but if you just want to come to hear what's happening with the BOD, you, too, are welcome. The BOD meeting dates are posted on the webpage and usually happen the third Tuesday of each month at the Poquoson Library conference room. However, there is no December meeting.

### Inside this issue:

Winter Weather Heating Safety Tips	2
Holiday Safety Reminders	3
Lake 2 Manager	3
Get Prepared for Winter Weather	4
Veteran ID Cards	4
Holiday Decorating Contest	5
YCSD Calendar	5
Christmas Celebrations in	5
Leaf Pickup	5
Advertisements	6
ARC Request for Approval	7
Committees & Managers	8

### Board of Directors

- President—Bob Spell, 509-0009 (cell)
- Vice President— Keith Ebert, 867-7133
- Members at Large—  
Ron Maddox, 775-2866;  
Dave West, 534-7442;  
Pete Peters, 830-832-0655
- Secretary/Treasurer—  
Charles Rossi, 867-8322

## WINTER WEATHER HEATING SAFETY TIPS — LOU LAFRENAYE

As winter weather moves in, many people use fireplaces, space heaters, and other fuel-fired equipment to warm their homes. While alternative heating sources can make your home cozy, using them increases your risk of a home fire.

According to the U.S. Fire Administration (USFA), heating is the second leading cause of home fires following cooking.

- From 2008-2010, an average of 50,100 home heating fires occurred in the United States each year and resulted in an annual average of approximately 150 deaths, 575 injuries and \$326 million in property loss.
- Heating was the second leading cause of home fires following cooking.
- Home heating fires peaked in the early evening hours between 5 and 9 p.m. with the highest peak between 6 and 8 p.m. This four hour period accounted for 30 percent of all home heating fires.
- Home heating fires peaked in January (21 percent) and declined to the lowest point during the summer months from June to August.
- Confined fires, those fires confined to chimneys, flues or fuel burners, ac-

counted for 87 percent of home heating fires.

- Thirty percent of the non-confined home heating fires occurred because the heat source was too close to things that can burn.



Taking simple steps can prevent a fire from happening in your home. The National Fire Protection Association and USFA offer these heating safety tips, including:

- Keep anything that can burn at least three feet away from a fireplace, wood stove, or space heater;
- Make sure the fireplace has a sturdy screen to stop sparks from flying into the room;
- Have your fireplace chimney properly inspected for cracks and creosote buildup.
- Always use the right kind of fuel, specified by the manufacturer, for fuel-burning space heaters; and

- Remember to turn portable heaters off when leaving the room or going to bed.



For more information and ways to have a fire-safe home when the mercury dips, check out these USFA resource guides.  
[www.usfa.fema.gov/downloads/pdf/publications/heat\\_ing\\_fire\\_safety\\_vertical.pdf](http://www.usfa.fema.gov/downloads/pdf/publications/heat_ing_fire_safety_vertical.pdf)  
[www.nfpa.org/safety-information/for-consumers/causes/heating/heating-safety-tips](http://www.nfpa.org/safety-information/for-consumers/causes/heating/heating-safety-tips)

## HOLIDAY SAFETY REMINDERS—YORK COUNTY DEPARTMENT OF FIRE AND LIFE SAFETY

The holiday season is upon us again, which means many of us are scrambling to decorate and tidy our homes for get-togethers with families and friends for holiday celebrations. It also means more cooking, home decorating, entertaining, and an increased risk of fire due to heating equipment. According to the National Fire Protection Association (NFPA):

- ◇ U.S. fire departments responded to an estimated annual average of 240 home structure fires that began with Christmas trees in 2005-2009. These fires caused an annual average of 13 civilian fire deaths, 27 civilian fire injuries and \$16.7 million in direct property damage.
- ◇ On average, one of every



18 reported home Christmas tree fires resulted in a death, compared to an average of one death per 141 total reported home fires.

- ◇ Forty-two percent of home Christmas tree structure fires occurred on the twelve days from December 23 through January 3.
- ◇ During 2005-2009, an estimated 12,860 home structure fires started by candles were reported to local fire departments. These fires resulted in an estimated 136 civilian deaths, 1,041 civilian injuries and an estimated direct property loss of \$471 million.
- ◇ Two of every five reported home fires start in the kitchen – more than any other place in the home.

- ◇ Half of all home heating fires occurred in December, January and February in 2005-2009.
- ◇ Holiday or other decorative lights with line voltage were involved in an average of 150 home structure fires per year, resulting in an average of 8 civilian deaths, 14 civilian injuries, and \$8.5 million in direct property damage.

The York County Department of Fire and Life Safety web site at [www.yorkcounty.gov/readyorkcounty/AreYouReady.aspx](http://www.yorkcounty.gov/readyorkcounty/AreYouReady.aspx) under the heading "Holiday Safety and Preparedness", provides a list of safety tips to assist you in protecting your family and property and to stay safe during this winter holiday season.

## NEWS FROM LAKE 2 MANAGER – BILL KEPLESKY

I recently volunteered as the TLHA Lake 2 Manager. I will monitor the lake maintenance contract for Lake 2 and report to the TLHA BOD any issues or concerns from homeowners regarding Lake 2. Each month I will inspect the operation of the lake's bio systems, algae growth, and the inflow and outflow pipes for obstructions.



The TLHA appreciates the regular policing of the trash and debris along the shoreline, and I will help out as well during my inspections.

As a reminder, in order to keep the drainage into the lakes unobstructed and to reduce the organic matter decaying in the lakes, please do not let leaves accumulate in the drainage ditches or

rake leaves into the lake.

One final reminder - since the geese population in our neighborhood is an issue, please do not feed the geese.



If you have any questions or concerns, my contact info is on the last page of this newsletter.

## GET PREPARED FOR WINTER WEATHER — LOU LAFRENAYE

Cooler temperatures are setting in, which means winter is on its way. Before winter weather hits our area, talk with your family about how to stay safe and take action to get prepared! Planning and preparing can help you manage the impact of severe winter weather.

The “How to Prepare for a Winter Storm” guide outlines steps you can take now, including:

- ⇒ Gather emergency supplies;
- ⇒ Make a family emergency communication plan;
- ⇒ Install battery-powered or battery back-up carbon monoxide detectors;
- ⇒ If you have access to an outside generator, have an electric cord long enough to keep the generator at

- least 20 feet from any door, window, or vent;
- ⇒ NEVER use a generator inside your home or in any partially enclosed area; and
- ⇒ Be alert to changing weather conditions using local alerts, battery-operated radios, and other news sources for information and instructions.

Although we do not live in an area that gets significant amounts of snow, we do get ice storms which could leave us without power for several days. To learn more about preparing for winter weather, take a look at this animated video, and see what to do “When the Sky Turns Gray”. [www.youtube.com/watch?v=XVpGJ\\_XI\\_w&list=UUVrYey5SZMid\\_VZk9D8tYmA](http://www.youtube.com/watch?v=XVpGJ_XI_w&list=UUVrYey5SZMid_VZk9D8tYmA)



The "How to Prepare for a Winter Storm" guide can be found at FEMA's website at: [www.fema.gov/media-library-data/1408633655071-32caae446efef4ab2f4fccdb55f725c/PrepareAthon\\_WINTER%20STORMS\\_HTG\\_FINAL\\_508.pdf](http://www.fema.gov/media-library-data/1408633655071-32caae446efef4ab2f4fccdb55f725c/PrepareAthon_WINTER%20STORMS_HTG_FINAL_508.pdf)



## Veteran ID cards for those who served

Nearly 7,000 Virginia retailers offer veterans discounts and other benefits. For \$10, your Virginia Veterans ID card is a convenient way to show proof of your veteran status so you can reap the rewards.

Apply for your Virginia Veterans ID card through these DMV service outlets:

DMV customer service centers  
DMV 2 Go mobile offices  
[www.dmvNOW.com](http://www.dmvNOW.com)  
U.S. mail: P.O. Box 27412, Richmond, VA 23269-0001  
Fax: (804) 367-1112

You must have a valid Virginia driver's license or identification card. You will also need a copy of your DD 214, DD 256, or WD AGO document indicating any discharge status other than dishonorable.

Virginia Veterans ID cards never expire. You will receive your new Virginia Veterans ID card in the mail within a week.

For more information about veterans benefits visit [www.virginiaforveterans.com](http://www.virginiaforveterans.com).

A partnership of the DMV and Department of Veterans  
If you have questions and would like to speak to someone local, please call John “Ski” Przybylski, 757-867-9628.

## HOLIDAY DECORATING CONTEST—BEAUTIFICATION COMMITTEE

Tabb Lakes 2015 Holiday Decorations Contest begins this December to recognize and show appreciation to residents for an outstanding job of decorating their homes during the holidays for everyone to enjoy!

It is highly encouraged that you consider helping us by volunteering to be a holiday decor judge for this one event and/or nominating your favorite decorated home by contacting the beautification committee at

[beauty@tabblakes.org](mailto:beauty@tabblakes.org). If there are no volunteers to help judge the decor, then the judging will be done by the Tabb Lakes Board of Directors and the Beautification Committee members.



This is a contest for two winners. We are looking for a best holiday **daytime** AND a best **evening** holiday decor winner. Any residential property (owner or tenant occupied) within the Tabb Lakes subdivision is eligible. Judging will take place during the month of December with the final decision being rendered December 23rd. The home receiving the most total votes will be

deemed the 2015 Holiday Decorations Contest Winner. Each winner will receive a \$50.00 gift card to Lowes and be recognized on the community website and Facebook page. Current Holiday Decorations Contest Committee members (to include new volunteers) and Tabb Lakes Board of Directors are not eligible to win.

Examples of possible judging criteria: Curb Appeal, Theme, Uniformity of Color, Neatness and Alignment, Organization of Lawn Ornaments, etc.

PLEASE NOTE: This Award Program focuses on the front yards/roofs only.

### York County School District Calendar

#### December 2015

- 11 Early Dismissal
- 22-31 Winter Break

#### January 2016

- 1 Winter Break
- 18 Martin Luther King, Jr., Holiday
- 26-28 Early Dismissal, Exams
- 29 Student Holiday

### Christmas Celebrations in Yorktown

#### Sunday, December 6

1-4 p.m. Cookies with Santa at York Hall. FREE

#### Saturday, December 12

8:30 a.m. Breakfast with Santa & Mrs. Claus, Riverwalk Restaurant.

Tickets required. \$19 for age 3 and up. 757-875-1522

9 a.m.-3 p.m. Yorktown Market Days. Riverwalk Landing. FREE

1 p.m. Toyland Parade. Riverwalk Landing. FREE

### Leaf Pickup

Residents may place an unlimited number of clear bags of leaves at the front roadside for collection every other week in York County. We, in Tabb Lakes, are in the Southern Zone. Our weeks are:

December 14 and 28

January 11 and 25

Bags must be at the front roadside by 7 a.m. on the Monday of our collection week. Pick up will be completed by the end of the week.

These advertisements are not an endorsement by the Tabb Lakes Homes Association.



**Management  
Is Our Only  
Business**

[www.leepromgt.com](http://www.leepromgt.com)

*Lee*  
**PROPERTY MANAGEMENT**

**Let your home work for you.  
Don't Sell It - Rent It!**

**Specializing in managing upscale, single-family homes and townhomes on the Peninsula.**

Not the right time to sell? Might return to the area? Want a handsome return on your investment?

Call for a free, no obligation rental analysis. We have over ten years of experience turning homes into secure, profitable investments.

Carol Miller, Principal Broker      Office: 757-886-3022  
Cell: 757-303-0323                      Email: [lpn@leepromgt.com](mailto:lpn@leepromgt.com)

128 Rockmor Ln, Yorktown, VA 23693  
104 Industry Dr Ste 211, Yorktown, VA 23693 

**Royall Painting & Repair** Free Estimates

Interior / Exterior  
Reconstructive Carpentry  
Pressure Washing  
Decks Stained / Sealed

Ed Tyler  
(757) 867-6615 (Office)  
(757) 897-1082 (Cell)



**Honey-do List!**

- Install Screen Door
- Fix Leak In Sink
- Install New Fence
- Build Deck

**Do It THIS WEEK!**  
*Better Call Done Right Home Repair!*

**DONE RIGHT HOME REPAIR**

Get Your Honey-Do List Done Now and DONE RIGHT!  
Call Greg Moxley  
291-7843

FULLY INSURED  
License #2705116904


**Barlow's Landscaping**

Quality Landscaping and Lawn Care

Mowing, Mulching, Aeration & Seeding,  
Leaf Removal and a Variety of Other Services

**Free Estimates**

Cell: 757-876-3336  
Email: [BarlowsLandscaping@yahoo.com](mailto:BarlowsLandscaping@yahoo.com)




**Robert's Roofing & Home Improvement**

Roofing • Decks • Painting  
Trim • Siding • Remodeling

ROBERT PHAUP  
867-8300  
Cell Ph. 570-4643

Over 25 Years Experience  
Licensed - Insured - Guaranteed



**Hanson Tree Care**

Tree Removal \* Pruning \* Storm Damage

Licensed/Insured/Free Estimates  
ISA Certified Arborist  
Dan Hanson - Owner

**757-784-0723**      [hansontreecare@cox.net](mailto:hansontreecare@cox.net)



**CARDER WARREN**  
REALTY GROUP

**Denise Bertelli**  
Realtor

Cell: 757.478.8847  
Fax: 757.561.2377  
[dbertelli@carderwarren.com](mailto:dbertelli@carderwarren.com)





**Stellar Exposures**

Photography by Amanda MacDiarmid

757-477-3852  
<http://stellarexposures.com/>  
find us on Facebook!

**Tabb Lakes Homes Association  
P.O. Box 8088, Tabb, Virginia 23693  
Architectural Review Committee (ARC) Request for Approval**

Name: \_\_\_\_\_ Date of request: \_\_\_\_\_

Address: \_\_\_\_\_ Email: \_\_\_\_\_

Telephone: \_\_\_\_\_ Alt Telephone: \_\_\_\_\_

**Type of modification:** (deck, patio, outbuilding, addition, fence, etc.)

**Plans and specifications:** Please attach a copy of plat with a sketch of proposed modification. Show approximate shape & measurements. List colors and materials to be used if needed for approval.

***I have provided an accurate representation of the planned modification. I have contacted my immediate neighbors to inform them of my proposed project. I will notify the ARC of any changes that need to be made which would affect their approval prior to resuming work on the project.***

Homeowner's Signature: \_\_\_\_\_ Date: \_\_\_\_\_

**Homeowner check list:**

- County permits: 890-3522
- Call Miss Utility before digging, to locate underground utilities: 1-800-552-7001

**To Submit:**

- **E-mail form to Cox & Lee Management for minimum turnaround time: [coxleemgt@gmail.com](mailto:coxleemgt@gmail.com).**
- **Mail form to the following address:**  
**TLHA ARC Committee**  
**c/o Cox & Lee Management, Inc.**  
**5007-C Victory Blvd. #141**  
**Yorktown, VA 23693**

**NOTE: This form can be downloaded from our webpage: [www.tabblakes.org/arc.php](http://www.tabblakes.org/arc.php)**

**Questions: Call Cox & Lee Management, 757-593-6088**

**Committee Action** \_\_\_\_\_ **Date of receipt:** \_\_\_\_\_

- \_\_\_\_ Approved as submitted
- \_\_\_\_ Approved subject to modifications as required by covenants
- \_\_\_\_ Disapproved for reason listed on reverse side

**Architectural Review Committee or Cox & Lee Management representative signature and date:**

\_\_\_\_\_

# TABB LAKES HOMES ASSOCIATION

P.O. Box 8088  
Yorktown, VA 23693

PRSR STD  
U.S. POSTAGE  
PAID  
NORFOLK, VA  
PERMIT NO. 196

<http://www.tabblakes.org>

We are also on Facebook!



Please do NOT  
feed the geese.



## COMMITTEE CHAIRPERSONS AND MANAGERS

COMMITTEE/MANAGER	CHAIR	TELEPHONE	E-MAIL
Architectural Review Manager	Cox & Lee Management	593-6088	coxleemgt@gmail.com
Beautification Committee	Denise Bertelli	478-8847	beauty@tabblakes.org
Emergency Response Committee	Lou Lafrenaye	867-8333	tlert@tabblakes.org
Grounds Maintenance Manager	Vacant		
Lake Maintenance (Lake 1) Manager	David Allen	310-6148	lakemaint1@tabblakes.org
Lake Maintenance (Lake 2) Manager	Bill Keplesky	867-9219	lakemaint2@tabblakes.org
Neighborhood Watch Committee	Vacant		
Newsletter Editor/Manager	Shirley Flanagan	876-1156	newsletter@tabblakes.org
Storm water Committee	Lou Lafrenaye	867-8333	stormwater@tabblakes.org
Web-Site Manager	Clint Flanagan	876-1155	webmaster@tabblakes.org
Welcome Committee	Keith Ebert	867-7133	welcome@tabblakes.org